

## **End of year attainment 23/24**

EYFS	
Achieving 'Good Level of Development' (GLD)	
23/24	62%
22/23	59.2%

Year Group	Combined	Reading	Writing	Maths
1	63%	65.2%	71.7%	76.1%
2	62.5%	79.2%	62.5%	75%
3	53.1%	71.3%	57.2%	71.4%
4	44%	74%	54%	58%
5	47.8%	78.2%	67.4%	54.3%

### **Year 4 – Multiplication Check**

	25 out of 25	20-25 out of 25
23/24	3	14
22/23	8	19

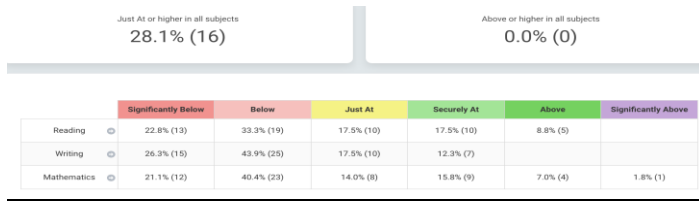
### **Year 6 SATs Results**

	R	W	M	C
2023/24	60.4%	68.8%	66.7%	47.9%
2022/23	52%	70%	68%	43%

## Specific Groups – Comparative Data across school

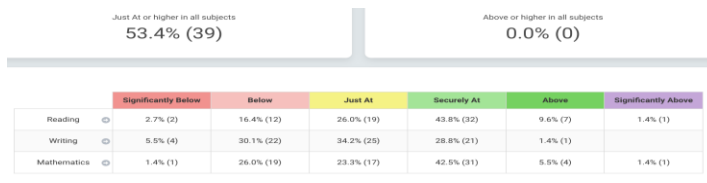
### SEND/Non-SEND

#### SEND



R	43.8%
W	29.8%
M	38.6%

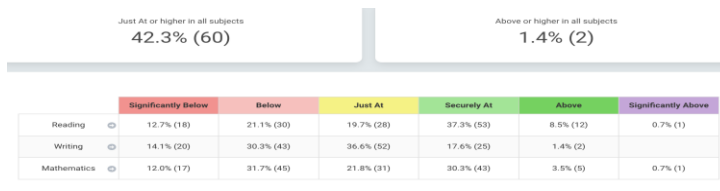
#### Non-SEND



R	80.8%
W	64.4%
M	72.7%

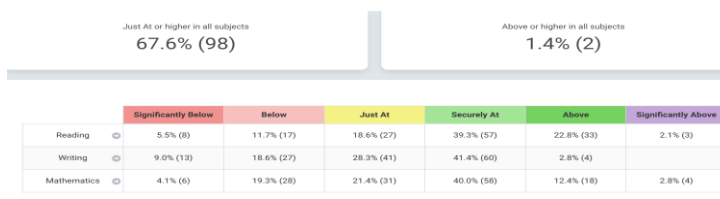
### Pupil Premium/Non-Pupil Premium

#### Pupil premium



R	66.2%
W	55.6%
M	56.3%

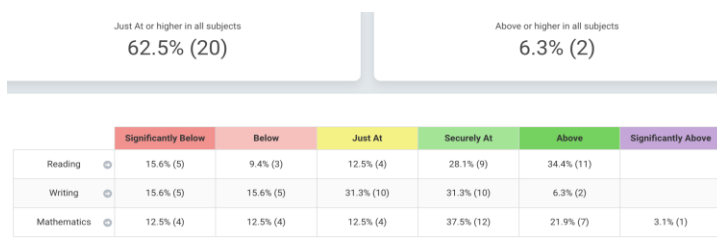
#### Non Pupil Premium



R	82.8%
W	72.5%
M	73.8%

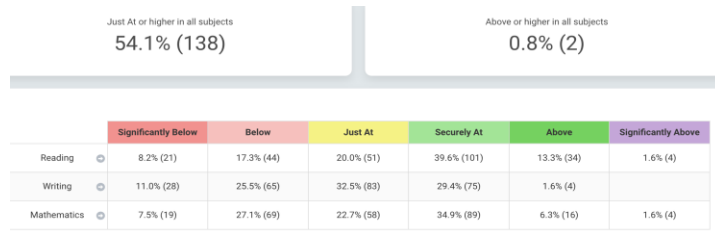
### EAL/Non-EAL

#### EAL



R	75%
W	68.9%
M	75%

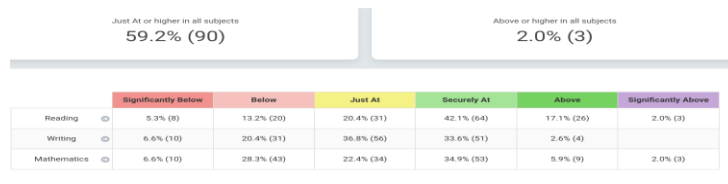
## Non EAL



R	74.5%
W	63.5%
M	65.5%

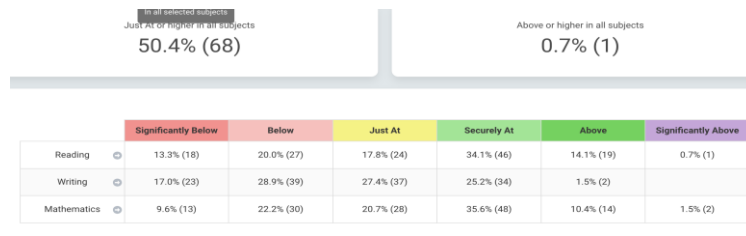
## Girls/Boys

### Girls



R	81.6%
W	73%
M	65.2%

### Boys



R	66.7%
W	54.1%
M	68.2%