








Year 2 Timetable – 14.1.20

Please follow us on Twitter and we will keep you on track and you can let us know how you're getting on.

Time	Your 'Now-Next-Then' Schedule	You Will Need
9:00am	'Check in' How are you feeling today?	Pencil to draw an emoji!
9:15-10.15	<p style="text-align: center;">Maths</p> <div style="display: flex; justify-content: space-around; align-items: center;"> <div style="border: 1px solid black; padding: 5px; width: 30%;"> <p style="text-align: center;">Problem Solving with Bar Models</p> <p style="text-align: center;">Addition and Subtraction Fact Families to 10</p> </div> <div style="border: 1px solid black; padding: 5px; width: 30%;"> <p style="text-align: center;">Counting in 2s, 5s and 10s At the Market</p>  </div> </div>	<p style="text-align: center;">Pencil</p> <p>Find the correct activity sheet from your pack.</p>
	Brain Break and grab a healthy snack (You 'Choose' Time!)	
11:00-12:00	<p style="text-align: center;">English</p> <div style="display: flex; justify-content: space-around; align-items: center;"> <div style="border: 1px solid black; padding: 5px; width: 30%;"> <p style="text-align: center;">Read 'Rowing Boats' on oxfordowl.co.uk</p>  </div> <div style="border: 1px solid black; padding: 5px; width: 30%;"> <p style="text-align: center;">Activity 4 Speech and thought bubbles Re-read page 10 and 11. What do you think Roy and Joe are saying? What is the duck thinking? Create speech bubbles for what you think Roy and Joe are saying. Create a thought bubble with what the duck might be thinking.</p>  </div> </div>	<p style="text-align: center;">Our Oxford Owl login</p> <p style="text-align: center;">y2stocktonwood</p> <p style="text-align: center;">y2sw</p> <p style="text-align: center;">Paper and pencil</p>
	Time for Lunch	
1:30-2:00	<p style="text-align: center;">Letters and Sounds</p> <div style="text-align: center;">  </div> <p style="text-align: center;">Make a word search and hide ear words for a member of your family to hide.</p>	Paper and pencil
2:00-3:00	<div style="display: flex; justify-content: space-around; align-items: center;"> <div style="border: 1px solid black; padding: 5px; width: 30%;"> <p style="text-align: center;">Traffic lights</p> <p>What you need: an adult to call the instructions.</p> <p>How to play:</p> <ul style="list-style-type: none"> • Children imagine they are getting in their car, putting their seatbelt on and holding their steering wheel. • They complete the instructions said by the adult e.g. • Green light: jog around • Red light: stop • Yellow light: sit down • Roundabout: spin in a circle • Speed bumps: jump up and down • Zebra crossing: lie in a straight shape • Reverse: walk backwards <p>Have a go at making up your own. You could even include different gears for different speeds.</p>  </div> <div style="border: 1px solid black; padding: 10px; width: 60%; text-align: center;"> <p>Year 2 Home learning FREE CHOICE It's your turn to choose!</p> </div> </div>	
3:00pm	<div style="display: flex; justify-content: space-around; align-items: center;"> <div style="border: 1px solid black; padding: 5px; width: 30%;">  </div> <div style="border: 1px solid black; padding: 5px; width: 30%;">  </div> </div>	Your logins are on the front of the exercise book in your pack.
3:15pm	Well done for all of your hard work today!	