

Year 2 Phonics Screening Check Parent Information Guide Autumn 2020


What is Phonics?

Phonics is a way of teaching reading where your child is taught to read letters or groups of letters by saying the sound (or sounds) they represent. Children can then start to read words by **blending** the sounds together to make a word.

Some sounds are represented by single letters. For example, the **s**, **a** and **t** in 'sat' are all separate sounds:



Some sounds are represented by two letters ('digraphs'). For example, the **oo** sound in 'moon' or the **ch** sound in 'rich':



Some sounds are represented by three letters ('trigraphs'). For example, the **igh** sound in 'night' or the **air** sound in 'fair':



Sometimes, vowel sounds (a/e/i/o/u) are split by a consonant. This is called a 'split digraph'. Here are some examples:

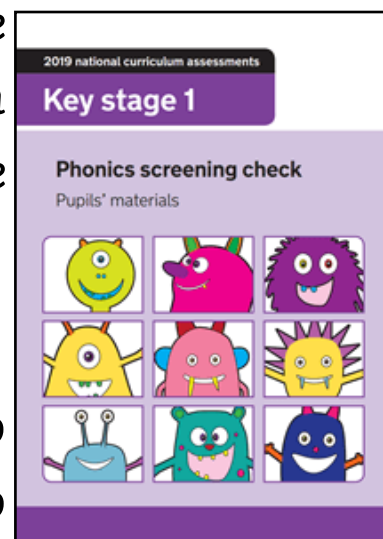
a-e	e-e	i-e	o-e	u-e
came	these	like	bone	June
made	Pete	time	pole	flute

What is the Year 2 Phonics Screening Check?

The Phonics Screening Check is a statutory national reading test to confirm whether children can read/blend words to an appropriate standard. It is usually administered during the month of June in Year 1. However, due to the national lockdown, the current Year 2 children could not take the Check last year. Therefore, they will be undertaking the Check in the second half of the Autumn term instead. In our school, this will take place between **Monday 23rd and Friday 27th November**. In the meantime, your child will be receiving daily lessons in Letters & Sounds to prepare them for the Check. Please be assured that the Phonics Check is not presented to children as a 'test' and, therefore, should not be stressful or worrying for them.

How are the results used?

The results of the Check will be used to identify children who need extra help so that they can be given support to improve their reading skills. After the Check is administered, a 'pass score' will be published and this will indicate whether each child has or has not met the expected Phonics standard. This year, if a Year 2 child does not 'pass' the Check in November, they will have another opportunity to do so in June 2021. They will be provided with interventions to support them with this. All parents will be informed of their child's result.



What happens during the Phonics Check?

The Check contains 40 words. Each child will sit one-to-one with their teacher and will be asked to read each word aloud. The Check will take approximately 10 minutes per child; although all children are different and will complete the check at their own pace. The list of words is a combination of 20 real words and 20 'alien words'.

Here are some examples:

Real words

trunk

groups

straw


scribe

Alien words


glog



blard



disp



murbs



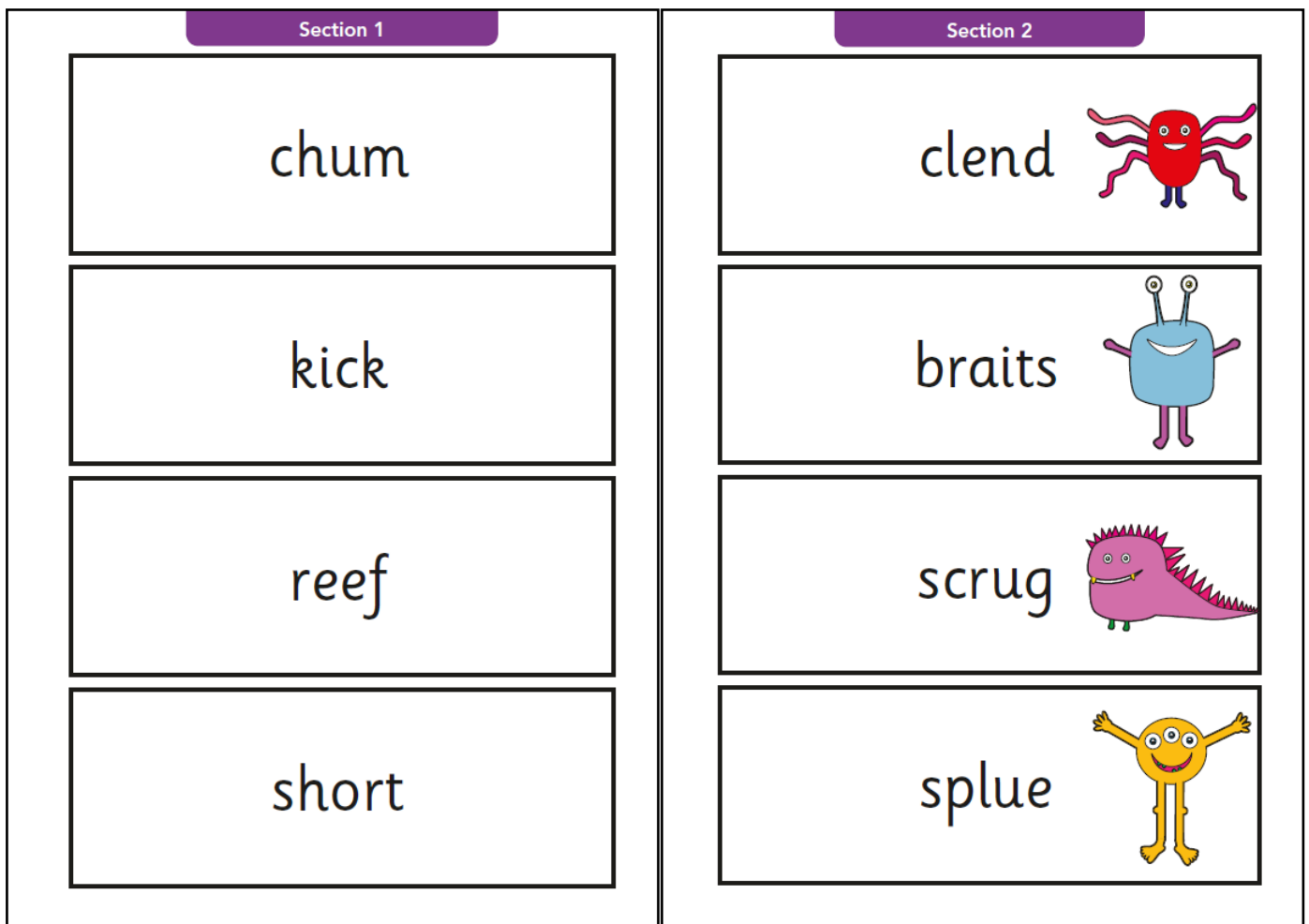
You will find more information about 'alien words' on the next page...

What are 'alien words'?

'Alien words' are nonsense words with no meaning. Alien words are included in the Check because they will be new to all pupils. They test good use of Phonic blending without children being able to rely on visual memory of words. In the Phonics Check, all alien words will be accompanied by a picture of an alien, so that children are aware that they are not real words and will not make sense.

What does the Phonics Check look like?

This is what the Phonics Check booklet looks like...



How can I help my child at home?

- * Read as much as possible to and with your child.
- * Practise recognition of sounds, including 'digraphs' and 'trigraphs':

s sat	t tap	p pan	n nose	m mat	a ant	e egg	i ink	o otter
g goat	d dog	ck click	r run	h hat	u up	ai rain	ee knee	igh light
b bus	f farm	l lolly	j jam	v van	oa boat	oo cook	oo boot	ar star
w wish	x axe	y yell	z zap	qu quill	or fork	ur burn	ow now	oi boil
ch chin	sh ship	th think	th the	ng sing	ear near	air stair	ure sure	er writer

- * Practise reading alternative spellings of sounds:

ai	air	ee	er	igh	oa	oo	or	ou	oy
ay	ear	ea	ur	ie	o-e	u-e	au	ow	oi
a-e	are	ey	ir	i-e	ow	ew	aw		
ey	ere	ie	or	y	oe	ue	ore		
					oh		our		
							oor		
							augh		
<p>Other spellings</p> <p>ure wh ph</p>									

- * Practise a mixture of real and alien words (*see next page for more examples*).

More examples of alien words:

aib
arfue
bew
bleme
blien
bountain
bup



dea
deesh
depnew
deplied
descroy
dess
dest
dis



gainty
gam
gaunty
gawn
geck
gick
glese
gloy
goot
gowl
grize
grune



hurp
jea
jea
jole
joudest

chawn
cheme
chound
cleam
clied
curt
dack



enroy
escake
exglode



hess
hinner
hoost



koe
lort
maunch
melp
mept
mip
mirst

nass
numper
nurn



reshied
rube

scaub
sclue
scray
shar
shag
snill



sweast
swoat

teb
thid
thimney
thirt
thrair
thrist
thrunk
thru
toam
tockney



vuse
wab
wheck
whem

yass

penue
phantob
phopics
phot
phream

phrew
poil
puge



spratch
spraw
sprew
stame
stod
stolphin
stro



vaw
vurf



zie
zoil
zort

Useful websites:

★ **Letters and Sounds**

<http://www.letters-and-sounds.com/>

★ **Cbeebies Alphablocks**

<https://www.bbc.co.uk/cbeebies/shows/alphablocks>

★ **BBC Bitesize Phonics**

<https://www.bbc.co.uk/bitesize/topics/zcqqtftr>

★ **ICT Games: Literacy**

<http://www.ictgames.com/literacy>

★ **Family Learning Phonics Games**

http://www.familylearning.org.uk/phonics_games.html

★ **Phonics Play**

<http://phonicsplay.co.uk/>

★ **Oxford Owl**

<https://www.oxfordowl.co.uk>

★ **Phonics Bloom**

<https://www.phonicsbloom.com/>

Useful apps:

★ Teach Your Monster To Read

★ Phonics Genius

★ Meet the Alphablocks

★ ABC Alphabet Phonics

★ ABC Kids

Phonics Videos on Youtube:

★ Mr T's Phonics

★ Mr Mc

★ Jolly Phonics

Please note: If you search for 'Phonics Games' on your web browser or app store, you will find many more examples!